

MS Series



Eaton's MS Series is an automatic one-way shut off quick disconnect pneumatic coupling. The MS Series features a steel pin latching mechanism that secures the mating connector.

Product Features

- Automatic push to connect
- Pin-lock design
- Interchanges with Industrial Interchange and A-A-59439 as well as Eaton Series 1000 plugs/males
- Standard body material: Zinc trivalent plated carbon steel
- Standard seal material: Buna-N

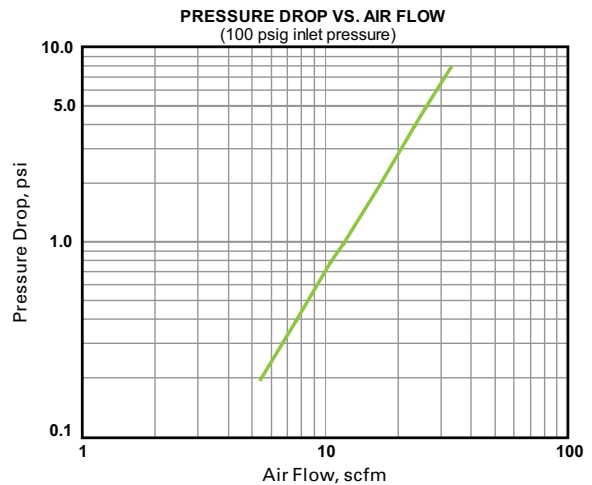
Physical Characteristics

Body Size (in)	Max. Operating Pressure		Min. Burst Pressure		Rated Flow	
	(bar)	(psi)	(bar)	(psi)	(lpm)	(scfm)
1/4	17	250	68	1,000	736	26

Applications & Markets

- Construction
- Maintenance and Repair
- In-plant/Industrial
- Pneumatic Tools

Flow Data



MS Series

FLUID TRANSFER
AND HYDRAULIC

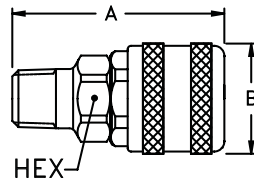


Figure 1

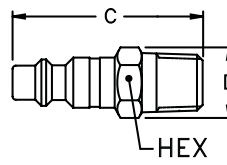


Figure 2

Male End Connections

Part Number	Coupling Type	Body Size	Port Size	Thread	Type	Fig.	Dimensions			Hex	A (mm)	B (mm)	Hex (mm)
							A (in)	B (in)	Hex (in)				
MSCM22000	Socket/Female	1/4	1/4	1/4-18	NPTF	1	1.95	1.02	0.69	49.5	25.9	17.5	
MSCM23000	Socket/Female	1/4	3/8	3/8-18	NPTF	1	1.91	1.02	0.69	48.5	25.9	17.5	

Part Number	Coupling Type	Body Size	Port Size	Thread	Type	Fig.	Dimensions			Hex	C (mm)	D (mm)	Hex (mm)
							C (in)	D (in)	Hex (in)				
10	Plug/Male	1/4	1/4	1/4-18	NPTF	2	1.75	0.62	0.56	44.5	15.7	14.2	
12E	Plug/Male	1/4	1/8	1/8-27	NPTF	2	1.59	0.58	0.5	40.4	14.7	12.7	
14	Plug/Male	1/4	3/8	3/8-18	NPTF	2	1.75	0.79	0.69	44.5	20.1	17.5	

PNEUMATIC

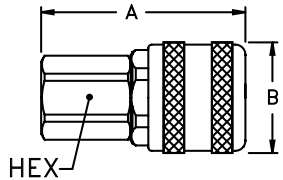


Figure 1

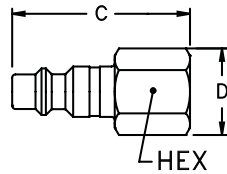


Figure 2

Female End Connections

Part Number	Coupling Type	Body Size	Port Size	Thread	Type	Fig.	Dimensions			Hex	A (mm)	B (mm)	Hex (mm)
							A (in)	B (in)	Hex (in)				
MSCF22000	Socket/Female	1/4	1/4	1/4-18	NPTF	1	1.87	1.02	0.69	47.5	25.9	17.5	
MSCF23000	Socket/Female	1/4	3/8	3/8-18	NPTF	1	1.95	1.02	0.75	49.5	25.9	19.1	

Part Number	Coupling Type	Body Size	Port Size	Thread	Type	Fig.	Dimensions			Hex	C (mm)	D (mm)	Hex (mm)
							C (in)	D (in)	Hex (in)				
11	Plug/Male	1/4	1/4	1/4-18	NPTF	2	1.63	0.79	0.69	41.4	20.1	17.5	
13	Plug/Male	1/4	1/8	1/8-27	NPTF	2	1.47	0.65	0.56	37.3	16.5	14.2	
15	Plug/Male	1/4	3/8	3/8-18	NPTF	2	1.69	0.94	0.81	42.9	23.9	20.6	

SPECIAL APPLICATIONS

DIAGNOSTIC

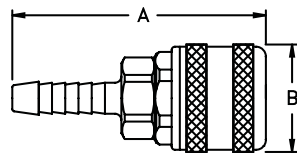


Figure 1

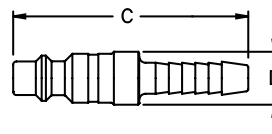


Figure 2

Hose Stem End Connections

Part Number	Coupling Type	Body Size	Hose I.D.	Fig.	Dimensions		A (mm)	B (mm)
					A (in)	B (in)		
MSCH22000	Socket/Female	1/4	1/4	1	2.39	1.02	60.7	25.9
MSCH23000	Socket/Female	1/4	3/8	1	2.39	1.02	60.7	25.9

Part Number	Coupling Type	Body Size	Hose I.D.	Fig.	Dimensions		C (mm)	D (mm)
					C (in)	D (in)		
16	Plug/Male	1/4	1/4	2	2.22	0.5	56.4	12.7
17	Plug/Male	1/4	3/8	2	2.22	0.5	56.4	12.7

AGRICULTURE

REFRIGERANT

Danfoss丹佛斯中国签约经销商：北京汉深流体技术有限公司

地址：北京朝阳区望京 SOHO-T1-C 座 2115 室 邮编：100102

手机：139 1096 2635 电子邮件：sales@cnmec.biz