

2HKGL Series

Food&Beverage application



Danfoss Hansen 2HKGL series is a specific coupling made for liquid or gas transfer in various field, such as chemical, food and beverage, or aerospace. The coupling is a push/pull and the material used is stainless steel. This series was made based on the 2HKIL/2HKIG Danfoss Hansen series. The socket part has 3 locking balls.

Product Features

- Specific series made from 2HKIL/2HKIG
- Size 1/4"
- Specific application
- Stainless steel construction

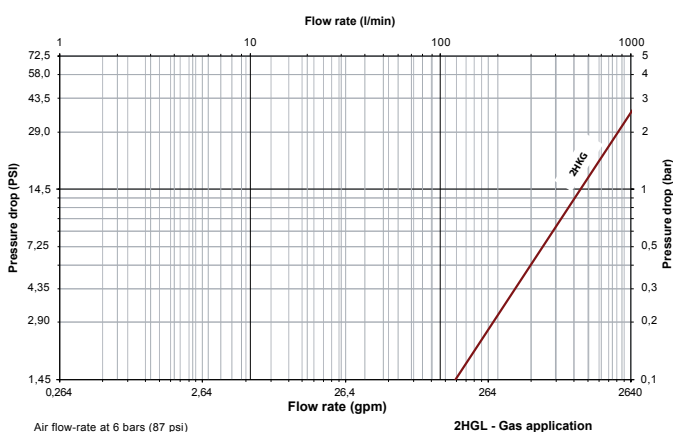
Physical Characteristics

Body Size	Max. Operating Pressure		Min. burst Pressure		Nominal Flow Diameter	Rated Flow		Air Inclusion	Fluid Loss
(in)	(bar)	(psi)	(bar)	(psi)	(mm)	(lpm)	(gpm)	cc. max.	cc. max.
1/4	110	1595	438	6352	5.9	8,3	2,2	2,2	1

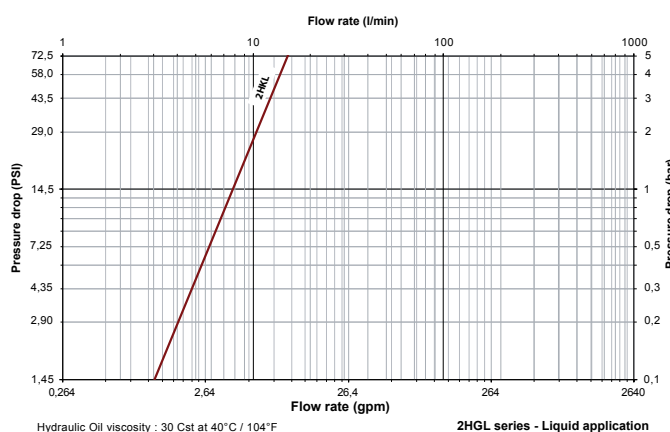
Applications & Markets

- Food and beverage
- Military
- Aerospace
- Chemical

Flow Data



This flow chart applies for products for gas application, which include "HG" or "KG" letters in their part numbers.



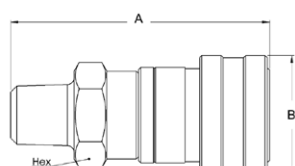
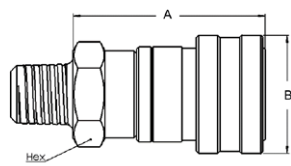
This flow chart applies for products for liquid application, which include "HL" or "KL" letters in their part numbers.

Seal Elastomer Data*

Seal Elastomer**	Max. Operation Temperature Range
EPDM (Ethylene-Propylene)*	-40°C +150°C/-40°F +302°F

*For reference only, based on Danfoss recommended temperatures.
Contact Danfoss technical support for further information on fluid compatibility

2HKGL Series



End-connections

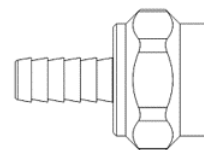
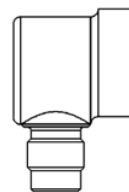
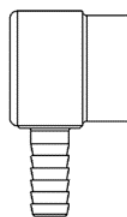


Figure 1

Figure 2

Figure 3

Figure 4

Figure 5

Dimensions

Part Number	Body Size (in)	End connection			Fig	Socket dimensions					
		UNF	NPT	Hosebarb		A (mm)	B (mm)	Hex (mm)	A (in)	B (in)	Hex (in)
2HGRB	1/4	-	-	1/4	3	54,8	41,9	-	2,16	1,65	-
2HLRB	1/4	-	-	1/4	3	54,8	41,9	-	2,16	1,65	-
2HGLLRA720	1/4	7/16-20	-	-	4	53,3	36,3	-	2,10	1,43	-
2HLLRA720	1/4	7/16-20	-	-	4	53,3	36,3	-	2,10	1,43	-
2HGBNB	1/4	-	-	1/4	5	69,3	25,4	-	2,73	1,00	-
2HLBNB	1/4	-	-	1/4	5	41,6	21,0	-	1,64	0,83	-
2HGDNB	1/4	-	-	3/8	5	69,3	25,4	-	2,73	1,00	-
2HLBNB	1/4	-	-	3/8	5	41,6	21,0	-	1,64	0,83	-
2HG720	1/4	7/16-20	-	-	1	54,8	41,91	20,57	2,16	1,65	0,81
2HL720	1/4	7/16-20	-	-	1	71,1	25,4	20,57	2,80	1,00	0,81
2HG15	1/4	-	1/4	-	1	69,3	25,4	20,57	2,73	1,00	0,81
2HL15	1/4	-	1/4	-	1	40,6	21,08	20,57	1,60	0,83	0,81
2HG20	1/4	-	3/8	-	1	69,3	25,4	20,57	2,73	1,00	0,81
2HL20	1/4	-	3/8	-	1	71,1	25,4	20,57	2,80	1,00	0,81
2HG16	1/4	-	1/4	-	2	69,3	25,4	20,57	2,73	1,00	0,81
2HL16	1/4	-	1/4	-	2	54,8	27,68	20,57	2,16	1,09	0,81

2HKGL Series

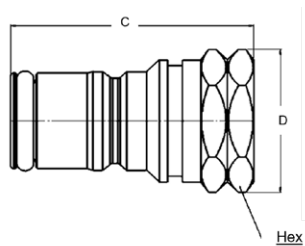


Figure 6

End-connections

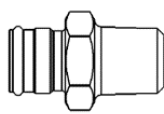


Figure 7

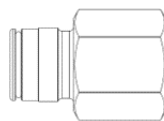


Figure 8

Dimensions

Part Number	Body Size (in)	End connection		Fig	Plug dimensions					
		UNF	NPT		C	D	Hex	C	D	Hex
					(mm)	(mm)	(mm)	(in)	(in)	(in)
2KGF16	1/4	-	1/4	8	50,29	25,4	22,35	1,98	1,00	0,88
2KLF16	1/4	-	1/4	8	46,22	22,8	22,35	1,82	0,90	0,88
2KLF720	1/4	7/16-20	-	8	40,64	22,8	22,35	1,60	0,90	0,88
2KGF15	1/4	-	1/4	7	29,71	25,4	22,35	1,17	1,00	0,88
2KLF15	1/4	-	1/4	7	50,8	24,1	22,35	2,00	0,95	0,88
2KGF20	1/4	-	3/8	7	50,03	24,1	22,35	1,97	0,95	0,88
2KLF20	1/4	-	3/8	7	50,29	25,4	22,35	1,98	1,00	0,88
2KGC	1/4	11/16-18	-	6	37,08	20,3	20,57	1,46	0,80	0,81
2KLC	1/4	11/16-18	-	6	37,08	25,4	22,35	1,46	1,00	0,88
2KLS3	1/4	7/16-20	-	6	36,83	19,5	21,84	1,45	0,75	0,86
2KLS4	1/4	7/16-20	-	6	38,1	19,5	21,84	1,50	0,75	0,86